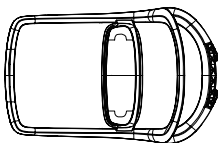

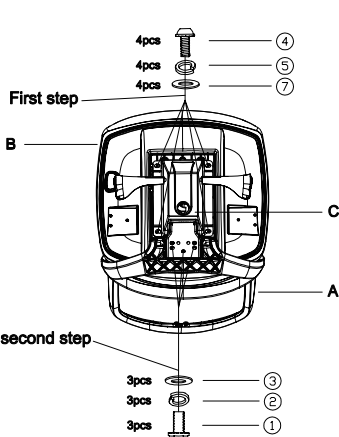
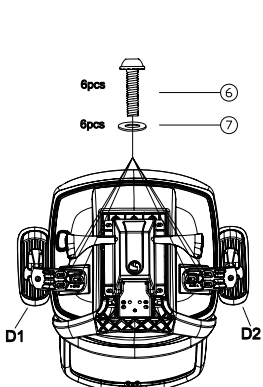
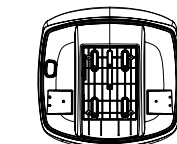

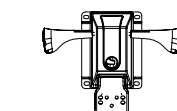





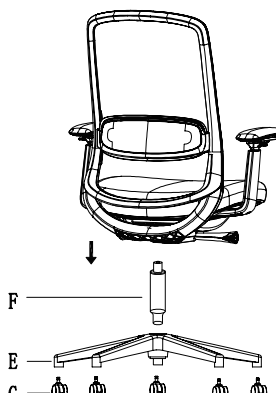
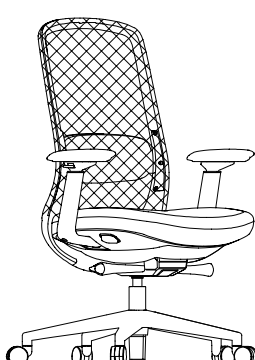
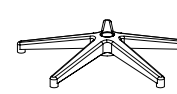

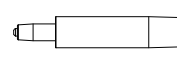





ASSEMBLY INSTRUCTIONS
MODEL: 2723



Before assembly, please remove all parts from the carton, verifying that you have the correct quantities, and read all the instructions.

IN THE CARTON: INSTRUCTIONS:

 1pcs	 ① M8*20 3pcs	 First step B C A The second step 3pcs ③ 3pcs ② 3pcs ①	 6pcs ⑥ 6pcs ⑦ D1 D2
 1pcs	 ② M8*13*2 3pcs		
 1pcs	 ③ M8*20*2 3pcs	<p>STEP 1</p>	<p>STEP 2</p>
 1pcs	 ④ M6*16 4pcs		
 1pcs	 ⑤ M6*10*2 4pcs	 F E G ↑ ↑	
 1pcs	 ⑥ M6*35 6pcs		
 1pcs	 ⑦ φ6*16*2 10pcs	<p>STEP 3</p>	<p>STEP 4</p>
 5pcs	 ⑧ 5mm 1pcs		

⚠ ATTENTION ⚠

Ensure all bolts and screws are tightened, check bolts and screws every 6 months.
If any parts are missing, broken, damaged or worn, stop use of product until repairs have been made using factory authorized parts.
Failure to follow these warnings may result in injury.