






Before assembly, please remove all parts from the carton, verifying that you have the correct quantities, and read all the instructions.


A


B


C


D

E

F

G
6X25MM

H
8X50MM

J

1

1

1

1

1

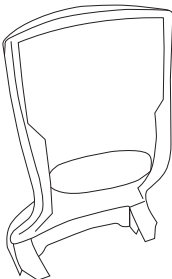
5

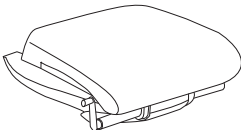
4

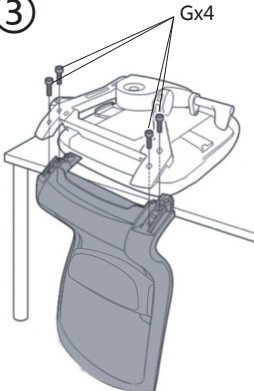
2

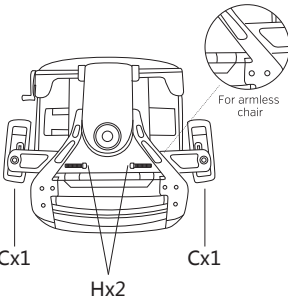
1

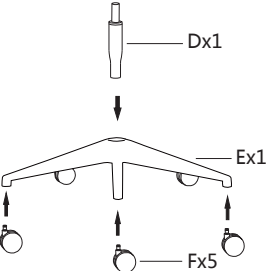
Assembly Instructions

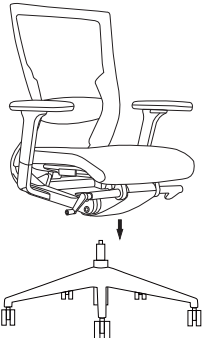
①

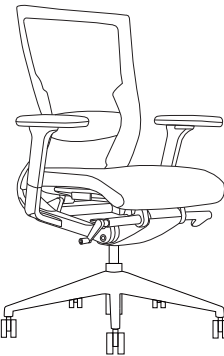
②

③

④

⑤

⑥



⚠ ATTENTION ⚠

Ensure all bolts and screws are tightened, check bolts and screws every 6 months.

If any parts are missing, broken, damaged or worn, stop use of product until repairs have been made using factory authorized parts. Failure to follow these warnings may result in injury.