

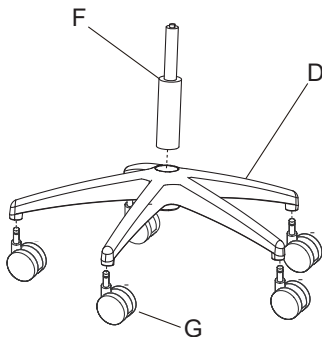
Before assembly, please remove all parts from the carton, verifying that you have the correct quantities, and read all the instructions.

INSTRUCTIONS:

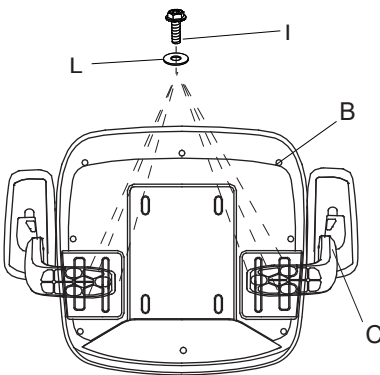


partslist	Qty
A	1PC
B	1PC
C	1SET
D	1PC
E	1PC
F	1PC
G	5PCS
H M6*45mm	4PCS
I M6*50mm	6PCS
J M8*20mm	3PCS
L M8*ø17	13PCS
M M8*ø14*2mm	3PCS
N M6	1PC

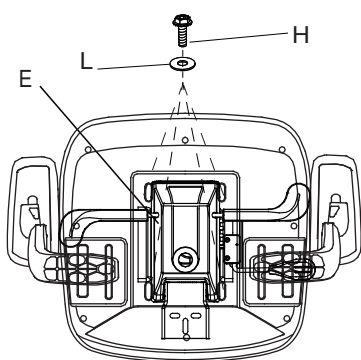
1



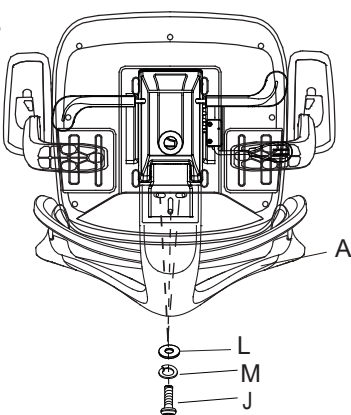
2



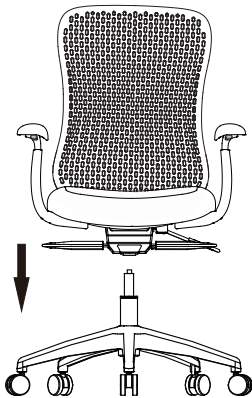
3



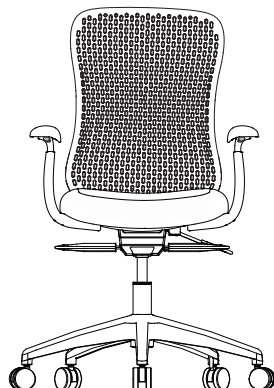
4



5



6



**⚠ ATTENTION ⚠**

Do not tighten any screws or bolts until the unit is completely assembled.  
Ensure all bolts and screws are tightened before using the table, check bolts and screws every 6 months.  
If any parts are missing, broken, damaged or worn, stop use of product until repairs have been made using factory authorized parts.  
Failure to follow these warnings may result in injury.