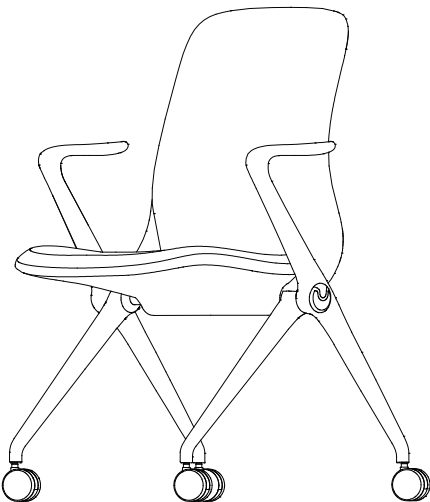




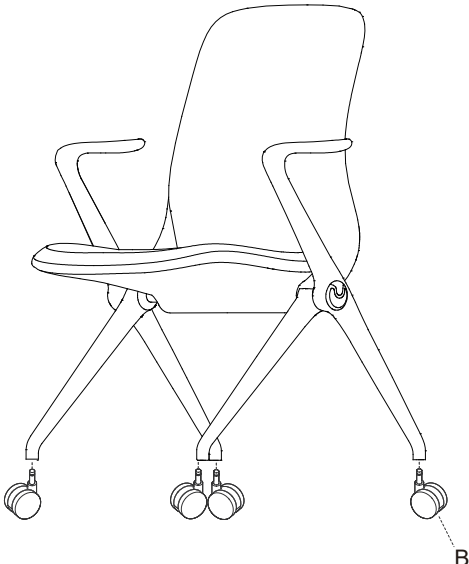
Before assembly, please remove all parts from the carton, verifying that you have the correct quantities, and read all the instructions.



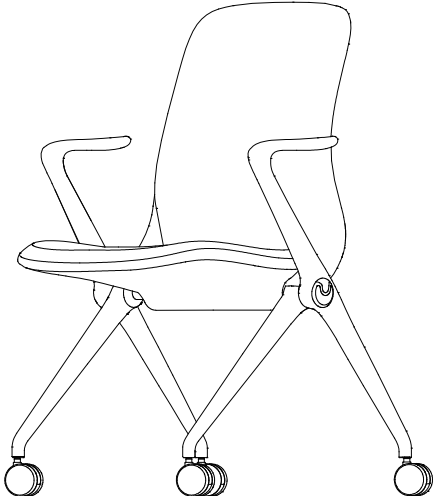
CAUTION: Because of the edges of some parts before assembly may be sharp, please handle unassembled parts carefully.

partslist		Qty
A		1PC
B		4PC

1.



2.



⚠ ATTENTION ⚠

Do not tighten any screws or bolts until the unit is completely assembled.  
Ensure all bolts and screws are tightened before using, check bolts and screws every 6 months.  
If any parts are missing, broken, damaged or worn, stop use of product until repairs have been made using factory authorized parts.  
Failure to follow these warnings may result in injury.